

A Flexible PVA/CaCO₃ Dielectric Film for Microwave Antenna Applications

Sowmiyadevi Appusamy ^{*(1)}, Selvaraju Thangavelu⁽²⁾, Gopikrishna M⁽³⁾ and Sujith Raman⁽¹⁾
 (1) Department of Electronics and Instrumentation, Bharathiar University, Coimbatore, India-641 046
 (2) Department of Chemistry, Bharathiar University, Coimbatore, India-641 046
 (3) Department of Physics, Government Victoria College, Palakkad, India-678 009

Abstract

This work presents the fabrication of a biodegradable dielectric substrate material for microwave applications. Water soluble Poly(Vinyl Alcohol) (PVA) with naturally available calcium carbonate based dielectric films were synthesized using solution casting method. The physical properties of PVA based composite film can be tuned by adding CaCO₃ particles. The PVA substrate with degradable composition has a thickness of 1.3 mm with dielectric properties ($\epsilon_r = 1.64$, $\tan \delta = 0.039$) measured at S-band frequency using cavity perturbation method. As a proof of concept, on the synthesized PVA/CaCO₃ composite film, a printed dipole antenna is fabricated and designed to operating at 2.45 GHz. This PVA composite film is robust, flexible and has the potential to replace non-biodegradable materials with good promising material properties.

1 Introduction

Modern microwave devices have great fascination for advanced materials because of their impact on overall system efficiency and concern for e-waste pollution. The significance of microwave materials and to explore their diverse applications at microwave frequencies is presented in [1]. Nowadays, physically degradable materials that can disappear at controlled traits in various environments have huge demand in microwave electronics [2]. Recently, the bio-based materials such as poly(lactic-co-glycolic acid) [3], poly(butylene succinate) [4], etc., have been developed as supporting materials for transient microwave technology. Among them, poly(vinyl alcohol) (PVA) is a hydrophilic synthetic polymer. It is bestowed with advantages such as bio-compatibility, biodegradability, non-toxicity, high chemical stability etc., due to their large amounts of hydroxyl groups [5]. Advanced researches have utilized PVA polymer for antimicrobial application [6], food packaging [7], EM shielding material [8] etc., with composition of silk sericin, chitosan and cobalt-ferrite nanocomposites material respectively. Emran et al have demonstrated RF humidity sensor using water soluble PVA polymer for wide moisture conditions [9]. PVA is an adhesive materials commonly used for microwave phantom application that exhibits complex dielectric characteristics similar to biological tissues [10]. It has enhanced surface properties of microwave ab-

sorbers due to their long pair of atoms that act as modifiers [11]. Fang Xu et al have reported PVA with TiO₂ metal oxide films for transient electronics application with controlled degradable rate. It has been reported that the life time and characteristics of pure PVA films can be tuned by metal oxide additives [12]. PVA/CaCO₃ is one of the most versatile bio-mineral with anhydrous crystal nature of polymorphs such as calcite, aragonite and vaterite. It is widely used as reinforcement filler material in polymer industry for enhancing stiffness, hardness and heat resistance [13]. PVA with modified CaCO₃ have been used for the adsorption of heavy metals [14]. In this work, we have prepared a PVA/CaCO₃ based dielectric film using solution casting technique. The dielectric properties of PVA films are modified with CaCO₃ particles. In this paper, we also have demonstrated the use of PVA/CaCO₃ dielectric film as a substrate material for microwave antenna fabrication.

2 Degradable film fabrication

The procedure for synthesizing degradable dielectric substrate is schematically shown in the Figure 1. Firstly, 4.3 g of PVA (98 % degree hydrolysis and viscosity of aqueous solution = 25-32 cPs, Sigma Aldrich) was added into 100 mL Double Distilled (DD) water and heated for 2 h

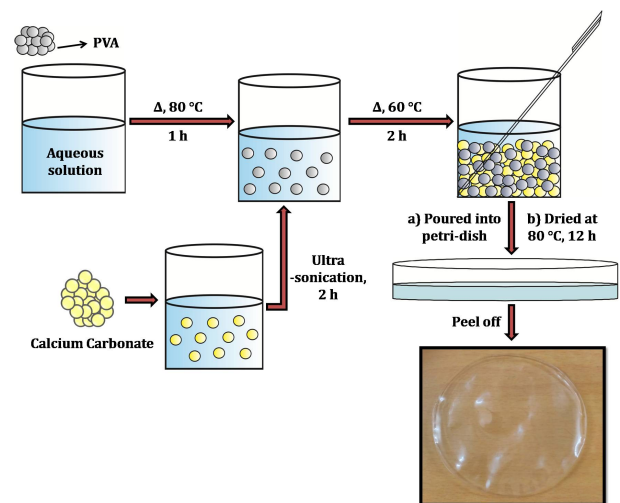


Figure 1. Schematic representation of fabrication process of PVA/CaCO₃ film using solution casting method.

at 40 °C until a homogeneous solution is obtained (solution A). Secondly, CaCO₃ (5 wt%) was dissolved in 60 mL of DD water followed by sonication for 2 h (solution B). PVA/CaCO₃ solid gel solution was prepared by adding the solution B drop-wise into solution A. Then, the as prepared homogeneous solution is poured into transparent petridish and dried in hot air oven for 2 h at 80 °C. Finally, PVA/CaCO₃ transparent dielectric film is peeled off smoothly. The flexible PVA/CaCO₃ film increases the mechanical strength and thermal stability of the PVA film. The dielectric properties of fabricated thin film ($\epsilon_r = 1.64$, $\tan \delta = 0.039$) is measured at S-band using cavity perturbation method.

3 Antenna design and Fabrication

Figure 2 depicts the geometry of printed dipole antenna. A dipole antenna having arm length L1 and width W1 is printed on both sides of the PVA/CaCO₃ substrate with the thickness 1.3 mm, $\epsilon_r = 1.64$ and $\tan \delta = 0.039$ to operating at 2.45 GHz. The dotted lines (black) indicate the bottom layer of metallization on the substrate. Impedance matching of the antenna is improved by the slot between strip lines. The discontinuity at the right angle bend of the microstrip feed and dipole arm can affect the performance of the antenna. The excess capacitance at the bend is reduced by optimizing a miter at the microstrip line and dipole strip joint [15]. An adhesive copper tape is used to realize the conductive parts. Simulation of the antenna was done using Ansoft HFSS and the reflection co-efficients of the prototype was measured using Anritsu MS2038C vector network analyzer.

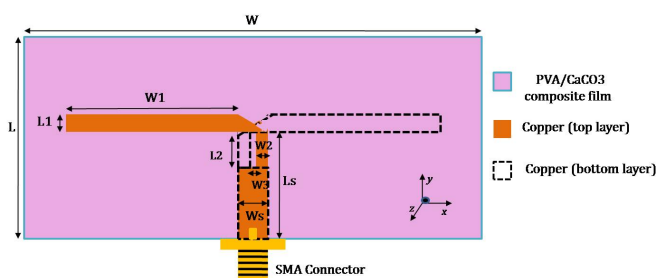


Figure 2. Geometry of microstrip fed printed dipole antenna on PVA/CaCO₃ dielectric film ($W = 60$, $L = 20$, $W1 = 22.5$, $L1 = 4$, $W2 = 22.5$, $L2 = 2$, $W2 = 1.8$, $W3 = 0.4$, $Ws = 4$, $Ls = 10$) (All units are in mm).

4 Results and Discussion

Figure 3 shows the reflection co-efficient of printed dipole antenna. This prototype resonates at 2.45 GHz with 2:1 VSWR impedance bandwidth ranging from 2.27 GHz to 2.69 GHz. The inset figure shows the corresponding current distribution of printed dipole antenna. It is observed that the printed dipole strips are resonating at quarter wavelength. Figure 4 shows the measured reflection co-efficient of printed dipole antenna corresponding current

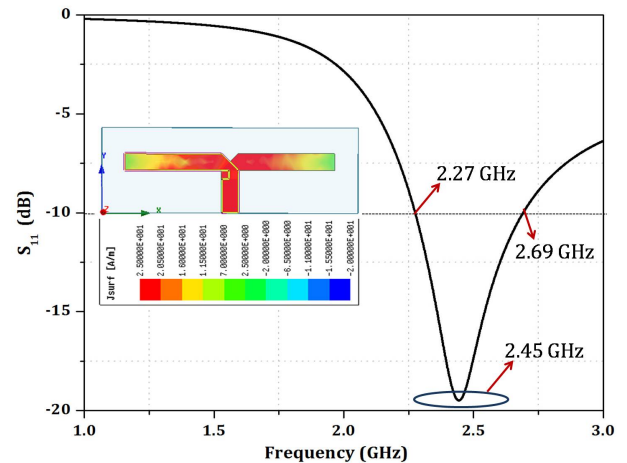


Figure 3. Reflection characteristics of printed dipole antenna and corresponding surface current distribution.

distribution of printed dipole antenna. It is observed that the printed dipole strips are resonating at quarter wavelength. Figure 4 shows the measured reflection co-efficient of printed dipole antenna. The photographs of flat and bend conditions of the fabricated biodegradable substrate film is shown as inset Figure 4. In both conditions, fabricated antenna is resonating at 2.45 GHz and exhibits good impedance matching. The radiation pattern of PVA/CaCO₃ dielectric film based dipole antenna is presented in Figure 5 and the peak gain of 2.2 dBi. The printed dipole antenna on PVA/CaCO₃ substrate exhibits an omnidirectional radiation pattern at 2.45 GHz.

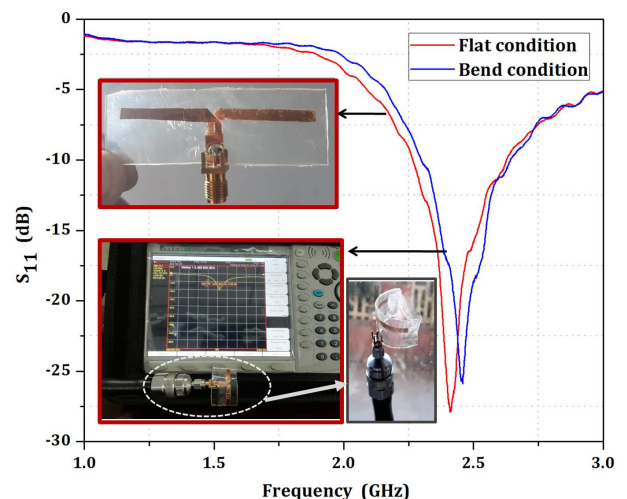


Figure 4. Measured reflection characteristics of fabricated printed dipole antenna on flat and bend condition.

5 Conclusion

A novel PVA/CaCO₃ dielectric film is synthesized by solution casting method. The dielectric properties of PVA film is increased upon adding CaCO₃ additives. The composite substrate materials has improved the mechanical and the physical properties of the degradable film. A printed

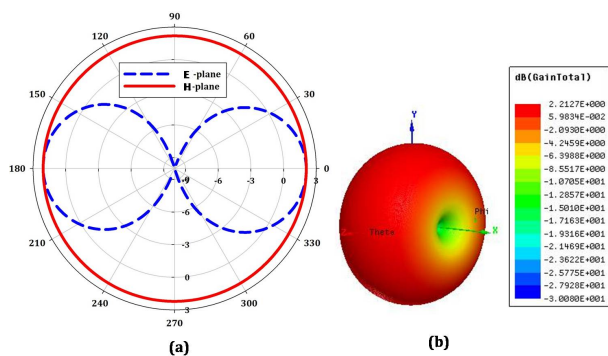


Figure 5. (a) Two dimensional radiation pattern (b) Three dimensional radiation pattern of printed dipole antenna on PVA composite film.

dipole antenna is fabricated on PVA/CaCO₃ to operate at 2.45 GHz. The dipole antenna exhibits a peak gain of 2.2 dBi with omni-directional radiation pattern. The fabricated film is robust, flexible and is eco-friendly. The proposed biodegradable substrate film is an excellent candidate to replace petroleum based materials used for in microwave applications.

6 Acknowledgments

This work was financially supported by UGC (University Grants Commission), Government of India under Faculty Recharge Program. Gopikrishna M. specially acknowledge DST-SERB for funding measurement facility. The Authors thank Mr. Manoj M, Dept.of Electronics, CUSAT, Kochi and Mr. Sathish Kannan P, Project Assistant, Dept.of Physics, Govt Victoria College, Palakkad for their support in measurements. The authors also thank Mr. Gowrisankar Aruchamy and Mr. Saravanakumar Tamilarasan, Dept.of Chemistry, Bharathiar University, Coimbatore for their assistance in the fabrication of degradable film. Corresponding Author:- sujithrpkd@gmail.com

References

[1] Athira Raveendran, Mailadil Thomas Sebastian, Sujith Raman, "Applications of Microwave Materials: A Review," *Journal of Electronic Materials*, **48**, 5, February 2019, doi:10.1007/s11664-019-07049-1.

[2] Yang Gao, Ying Zhang, Xu Wang, Kyoseung Sim, Jingshen Liu, Ji Chen, Xue Feng, Hangxun Xu and Cunjiang Yu, "Moisture-Triggered Physically Transient Electronics," *Science Advances*, **9**, 3, September 2017, doi:10.1126/Sciadv.1701222.

[3] Koo J, MacEwan MR, Kang SK, Won SM, Stephen M, Gamble P, Xie Z, Yan Y, Chen YY, Shin J, Birenbaum N, Chung S, Kim SB, Khalifeh J, Harburg DV, Bean K, Paskett M, Kim J, Zohny ZS, Lee SM, Zhang R, Luo K, Ji B, Banks A, Lee HM, Huang Y, Ray

W and Rogers JA, "Wireless bioresorbable electronic system enables sustained nonpharmacological neuroregenerative therapy," *Nature Medicine*, **24**, 12, December 2018, doi: 10.1038/s41591-018-0196-2.

[4] M. Habib Ullah, W. N. L. Mahadi and T. A. Latef "Aerogel Poly(butylene succinate) Biomaterial Substrate for RF and Microwave Applications," *Scientific Report*, **5**, 1, August 2015, doi:10.1038/Srep12868.

[5] Muhammad Aslam, Mazhar Ali Kalyar, Zulfiqar Ali Raza, "Polyvinyl Alcohol: A Review of Research Status and Use of Polyvinyl Alcohol Based Nanocomposites," *Polymer Engineering and Science*, 2018, doi:10.1002/pen.24855 .

[6] Huawei He, Rui Cai, Yejing Wang, Gang Tao, Pengchao Guo, Hua Zuo, Liqun Chen, Xinyu Liu, Ping Zhao, Qingyou Xia, "Preparation and characterization of silk sericin/PVA blend film with silver nanoparticles for potential antimicrobial application," *International Journal of Biological Macromolecules*, **104**, pp. 457-464, November 2017, doi:10.1016/j.ijbiomac.2017.06.009.

[7] S.Tripathi, G.K.Mehrotra and P.K.Dutta, "Physicochemical and bioactivity of cross-linked chitosan-PVA film for food packaging applications," *International Journal of Biological Macromolecules*, **45**, 4 , November 2009, pp. 372-376, doi: 10.1016/j.ijbiomac.2009.07.006.

[8] Dhiraj Kumar Rana, Suresh Kumar Singh, Shovan Kumar Kundu, Ram Janay Choudhary and Soumen Basu, "Electrical and Magnetic Properties of Polyvinyl Alcohol-Cobalt Ferrite Nanocomposite Films," *Bulletin of Materials Science*, **41**, 4, August 2018, doi:10.1007/S12034-018-1608-0

[9] EmranMd Amin, NemaiKarmakar and Bjorn Winther-Jensen, "Polyvinyl-Alcohol (Pva)-Based Rf Humidity Sensor in Microwave Frequency," *Progress in Electromagnetics Research B*, **54**, pp. 149-166, September 2013.

[10] G. Bindu, Anil Lonappan, Vinu Thomas, C. K. Aanandan and K.T. Mathew, "Dielectric studies of polyvinyl-acetate-based phantom for applications in microwave medical imaging," *Journal of Materials Science*, **41**, 22, pp. 7419-7424, November 2006, doi:10.1007/S10853-006-0793-1

[11] Yiru Li, Aibo Zhang, Honglong Lu, Xin Zhang, Wen Zheng and Miaomiao Li, "Effect of Polar Polymers of PEG and PVA on the Enhanced Microwave-Absorbing Properties of MWNTs," *Journal Of Physical Chemistry C*, **122**, 29, pp. 16956-16963, June 2018, doi:10.1021/Acs.jpcc.8b04059

[12] Fang Xu, Huaiwu Zhang, Lichuan Jin, Yuanxun Li, Jie Li, Gongwen Gan, Miaoqin Wei, Mingming Li and Yulong Liao, "Controllably degradable transient

electronic antennas based on water-soluble PVA/TiO₂ films," *Journal of Materials Science*, **53**, 4, pp. 2638-2647, October 2017, doi: 10.1007/s10853-017-1721-2

- [13] Ning Chen , Chaoying Wan, Yong Zhang, Yinxi Zhang, "Effect of nano-CaCO₃ on mechanical properties of PVC and PVC/Blendex blend," *Polymer Testing*, **23**, 2, pp. 169-174, 2004, doi:10.1016/S0142-9418(03)00076-X
- [14] S. Mallakpour, E. Khadem, "Facile and cost-effective preparation of PVA/modified calcium carbonate nanocomposites via ultrasonic irradiation: Application in adsorption of heavy metal and oxygen permeation property," *Ultrasonics Sonochemistry*, **39**, pp. 430-438, January 2017, doi:10.1016/j.ultsonch.2017.05.008
- [15] David M Pozar, "Microwave Engineering," *Publications of John Wiley and sons, Inc*, Second edition, ISBN: 0-471-17096-8